













The English Club for Charedi Boys  
 Level 45 Target letter combination: oo (short oo as in "book")

1. Write the word under the picture. כתבו את המילה מתחת לתמונה.

cook, untidy, book, clean, cookbook, look, took, good, cookies, read, clean, easy,

 <p>1. _____</p>	 <p>2. _____</p>	 <p>3. _____</p>
 <p>4. _____</p>	 <p>5. _____</p>	 <p>6. _____</p>
 <p>7. _____</p>	 <p>8. _____</p>	 <p>9. _____</p>
 <p>10. _____</p>	 <p>11. _____</p>	 <p>12. _____</p>

2. As in Hebrew, English words can have roots. כמו בעברית, למילים באנגלית יכולים להיות שורשים.  
 Learn about the word meanings from their roots. לימדו פירושי מילים משורשיהן.


cook	
cookbook	ספר בישול
cook	לבשל
cook	טבח
cookies	עוגיות
cooking	בישול

look	
look at	להסתכל
look for	לחפש
good-looking	יפה מראה

book	
bookcase	ארון ספרים
cookbook	ספר בישול
notebook	מחברת

good	
good luck	בהצלחה
goodbye	להתראות
goodnight	לילה טוב
good morning	בוקר טוב













3. Build a "Cookie Man". Play the game below.



- 1 = mouth
- 2 = hat
- 3 = eyes
- 4 = left ear
- 5 = right ear
- 6 = roll again
- 7 = cookie
- 8 = arm and hand
- 9 = body
- 10 = boots
- 11 = umbrella
- 12 = leg and foot
- 13 = erase/lose one part

## Build a Cookie Man

You need:	נחוץ למשחק
1. one board + list of words to practice.	דף עם תמונות של חלקים של איש העוגייה + מילים לתרגל
2. two dice	שתי קוביות משחק
3. one board with picture of "Cookie Man" to build	דף של איש העוגייה
6. You can play alone or with a friend. How to play the game:	אפשר לשחק עם חבר או לבד. איך משחקים:
1. Roll two dice.	זרוק את שתי הקוביות.
2. Add or subtract the numbers.	חבר או החסיר שני המספרים.
3. Find the number on the board.	מצאו את המספר בדף.
4. Read the word next to the number and translate into Hebrew. Use the word in a sentence.	קראו את המילה, תרגם אותו לעברית והשתמש במילה במשפט.
5. If you read correctly, put a marker on the number of the picture of your "Cookie Man".	עם עשיתם את כל זה נכון סימנו סימן על החלק של איש העוגייה.

1 cook		7 good	
2 cookies		8 read	
3 cookbook		9 clean	
4 book		10 careless	
5 look		11 quickly	
6 took	 Roll again	12 untidy	
		13.	Lose/erase a part!

4. Look up the words in the glossary at the end of the book. Translate into Hebrew

חיפשו את פרושי המילים במילון בסוף הספר.  
תרגם לעברית.

	English	Hebrew
1.	cooking notebook	
2.	recipe	
3.	meals	
4.	entire family	
5.	quiet	
6.	meeting	
7.	microwave	
8.	spill the milk	
9.	press with a glass	
10.	to cut the cookies	
11.	lick their lips	
12.	by mistake	

	English	Hebrew
13.	also	
14.	can't cook yet	
15.	kitchen	
16.	next day	
17.	bake cookies	
18.	drop the eggs	
19.	tip the bowl	
20.	make a big mess	
21.	sniff	
22.	hard to wait	
23.	hungry	
24.	on the way home	

5. After you read the story in the book, answer the questions "yes" or "no."

אחרי שקראת את הסיפור בספר, סמן "כן" או "לא".

		Yes	No
1.	The small kids can cook.		
2.	Their savta made the kids a cooking notebook with recipes.		
3.	The kids heat the chicken and rice in the microwave and also have a salad for lunch.		
4.	Mendi is in a cooking chug for little kids.		
5.	The kids in Mendi's chug can read.		
6.	Zevi's ima teaches them to cook.		
7.	The next day they don't bake cookies, they bake cakes.		
8.	Zevi's ima reads the recipe from her cookbook.		
9.	The children leave the untidy kitchen and go home.		
10.	The kids prepare bags of cookies to take home to their families.		

Take a look at a cookbook if you want to cook something good.

Just an old notebook is not good. You need a good cookbook with the best recipes.

Read the recipe and follow it exactly (בדיוק) to get it right.

Don't be careless and don't make a mess. Please clean up the kitchen when you finish working. We always tidy up the kitchen and don't leave it untidy.

Ask your ima if she lets you make cookies. If she does...

Look at this recipe for Chocolate Chip Cookies. Try to make it.

### Best Chocolate Chip Cookies

You need:

3/4 cup oil

1 cup white sugar

1/2 cup brown sugar

2 eggs

2 teaspoons vanilla

1 teaspoon baking soda

2 teaspoons hot water

1/2 teaspoon salt

3 cups flour

2 cups chocolate chips

How to do it:

1. Heat oven 175 degrees.

2. Mix oil and sugars.

3. Add eggs, and then add flour and other things.

4. Make balls of cookies on a tray.

5. Bake for 10 minutes. Enjoy!



7. Make your own recipe in the template.  
Ask your ima, or whoever cooks in your  
family, to help you.

הכינו מרשם משלכם והציגו לפני הכיתה. קשתו את  
המרשם יפה. היעזרו באמא או במי שמבשל אצלכם  
במשפחה.

**My Best Recipe**  
**Name** \_\_\_\_\_