

The English Club for Charedi Boys - Level 15: -i_e


1. a. Unscramble the words. תפענחו את המילים.


emti ienn reis niep


b. Circle the sound of "i" in all these words. הקיפו את הצליל של "i" בכל המילים האלו.


(i)

c. Match the words with the pictures. התאימו את המילים לתמונות









2. Complete the sentences according to the story "The Kids Hide" - .65 השלימו את המשפטים לפי הסיפור "The Kids Hide" - עמ 65. השתמשו במילים למטה.

Use the words below.

Binyamin The kids (2) Yedidya Shai

- _____ hide behind the pines.
- _____ rises.
- _____ is 'it' this time.
- _____ hide inside the shed.
- _____ hides his eyes.

3. Cross out the word in each group that doesn't go with the adjective. בכל קבוצה סמנו את שם העצם שלא מתאים לשם התואר.

damp	panic	napkin	sack
sick	Shai	cabin	Abba
red	pine	hat	mat
kind	Binyamin	pants	kids
sad	eyes	Yedidya	stick

4. Fill in the words next to the drawings. Use the word bank.

השלימו את המילה ממחסן המילים ליד כל ציור.

trash bin
red

nap
picnic

pen rest
hid

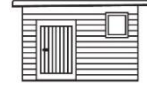
They
tent

shed
bed

They had their

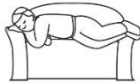


in the

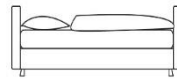


_____.

Yedidya can't



in his

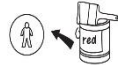


_____.

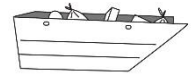
Shai



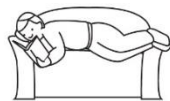
Dani's



in
the



_____.



in the



_____.

Sort the words by their sounds of "י".

תמיינו את המילים לפי הצליל של האות "י".

(י)

(י)

kit - kite, bit - bite, rip - ripe, pip - pipe, slim - slime,
spin - spine, pin - pine, din - dine, rid - ride, hid - hide