









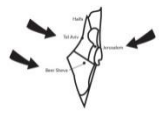

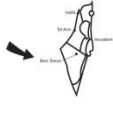



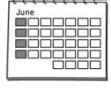
The English Club for Charedi Boys - Level 37

Target letter combinations: -u_e, -ue, c(s), -ce

Reminder	תזכורת
<p><i>Tip: Soft c (s)</i> <i>ce, ci, cy, -ce</i> "c" makes the sound (s) before e, i and y cereal city bicycle nice practice France</p>	<p>טיפ: c רכה (s) ce, ci, cy, -ce "c" משמיעה את הצליל (s) לפני e, i, y cereal city bicycle nice practice France</p>

1. Circle the correct word under the picture.

הקיפו את המילה הנכונה.

<p>1.</p>  <p>picture rule use</p>	<p>2.</p>  <p>cute cut but</p>	<p>3.</p>  <p>rice nice mice</p>
<p>4.</p>  <p>must but picture</p>	<p>5.</p>  <p>minute play scene</p>	<p>6.</p>  <p>cute use rain</p>
<p>7.</p>  <p>refuse money rule</p>	<p>8.</p>  <p>more store for</p>	<p>9.</p>  <p>cities sits use</p>
<p>10.</p>  <p>say blue June</p>	<p>11.</p>  <p>nice cute city</p>	<p>12.</p>  <p>one some come</p>
<p>13.</p>  <p>include just jump</p>	<p>14.</p>  <p>scene card chair</p>	<p>15.</p>  <p>sure must June</p>

2. Write the words in the correct group.

כתבו את המילים בקבוצה הנכונה.

city, cards, class, collect, uncle, cup, cap, bicycle, cent,
cereal, core, clap, face, places, clap, come, call, scene

Hard c or soft c?

Hard c (k)	Soft c (s)

3. Circle the correct answer.

הקיפו בעיגול את התשובה הנכונה

- Dani's friends collect _____.
a. cities b. city picture cards c. games d. candy and snacks
- How (איך) do Dani's friends get cards?
a. They buy city picture cards.
b. They make city picture cards.
c. They get them as gifts.
d. Both (שניהם) a and c.
- They keep their cards _____.
a. in bags b. on strings c. in albums d. in class
- By June the albums are almost _____.
a. empty b. full c. careless d. careful
- Which (איזה) is **not** a rule for the game?
a. Put the cards face up.
b. Clap your hands by the cards for one minute.
c. Bang your hands on the cards.
d. Try to flip the cards.
e. If a card flips, you get it.
- There is a kid in Dani's class. Circle 2 things that describe the kid.
a. He is cute. b. He has blue cards. c. He has many cards. d. He has blue pants.
- _____ refuses to take any city picture cards.
a. Dani b. kids in Dani's class c. one cute lonely student d. Dani's Abba
- Dani tells the cute student _____.
a. You can take some city picture cards.
b. You can't take some city picture cards.
c. You must refuse to take city picture cards.
d. You can't trade city picture cards.

4. a. Read the story.



Playing a Bus and Train Cards Game



Dani, Yisrael, Binyamin and Natan plan to play a game. They collect bus cards from many places.

They also collect train cards from cities in Israel.

"I collect bus cards from the city of Jerusalem and close places," Dani said.

"I collect bus cards from B'nei Brak," Yisrael said.

"Sometimes uncles and parents help collect bus cards," Benyamin said.

"Uncle Yossi helps collect train cards from Jerusalem to Nahariya," Natan said.

"Let's play the game; 'Flip the bus and train cards' just like with the city picture cards."

They can use the same rules as the city picture cards game. The kids can trade cards and try to get bus and train cards from many cities in Israel. They must be careful not to lose the cards so there'll be more cards for the game.

One day the kids bring all the cards to class. They play the game again in class. All the kids like the game. They can play this game on a rainy day, they can play the game on a sunny day, but they can't play the game on Shabbat. The bus cards and the train cards are muktze on Shabbat!

b. Answer yes or no.		Yes	No
1.	Dani, Yisrael, Binyamin and Natan plan a card game.		
2.	They collect bottles from many places.		
3.	Sometimes uncles and parents help collect bus cards.		
4.	They can use the same rules as the city picture card game.		
5.	The kids must be careless to lose the cards.		
6.	But they can't play the game on Shabbat.		

5. Find the secret word and draw it.

גילו את המילה הסודית וציירו אותה.

	<input type="checkbox"/>	_____
	<input type="checkbox"/>	_____
	<input type="checkbox"/>	_____
	<input type="checkbox"/>	_____
	<input type="checkbox"/>	_____
	<input type="checkbox"/>	_____
	<input type="checkbox"/>	_____