













The English Club for Charedi Boys - Level 18: Target letter: I

1. a. Circle the pictures of the 7 words that have the letter "I" (L) in them.

הקיפו את התמונות ל-7 המילים שיש בהן את האות "I" (L)

b. Write these words.

כתבו את המילים האלה

2. Write the words in the proper columns.

כתבו את המילים בתורים הנכונים.

- | | | | | |
|------|----------|---------|------|-------|
| desk | tent | sick | hand | eyes |
| mad | Natan | pants | Dani | tired |
| bike | bed | Netanel | hat | snack |
| red | back | sad | neck | bad |
| Shai | backpack | black | camp | cap |

Descriptions תיאורים	Trips Outdoors טיולים	Names שמות	Body Parts חלקי גוף
		Clothes בגדים	
Colors צבעים	Furniture רהיטים		

3. Fill in the blanks with the verbs in the correct form.

השלימו את הפעלים בצורה נכונה.

תזכורת: אנו משתמשים ב-S בסוף פועל כפי לציון

פועל - **הוא** או **היא** עושה באופן סדתי: **sits, likes**

Natan's Helmet helps Dani


Natan and Dani _____ (talk, talks). They _____ (plan, plans) Dani's trip.

Natan _____ (let, lets) Dani _____ (ride, rides) in his helmet.

Dani _____ (ask, asks), "Is there milk?"

Mr. Helman _____ (send, sends) Ima her milk.

Ima and Dani _____ (smile, smiles).



4. Write the words in Hebrew. Then find them in the puzzle.

כתבו את המילים בעברית. אחר כך תמצאו אותן בתשבץ.

- | | | |
|-------------------|-----------------|-------------------|
| 1. plants - _____ | 5. like - _____ | 9. smile - _____ |
| 2. map - _____ | 6. pack- _____ | 10. add - _____ |
| 3. hire- _____ | 7. crack- _____ | 11. basket- _____ |
| 4. ride- _____ | 8. rise - _____ | 12. kid - _____ |

r	i	d	e	m	a	r	c	l
h	r	t	b	h	d	i	r	i
i	s	l	a	n	d	s	a	k
r	m	r	s	p	l	e	c	e
e	i	i	k	m	a	p	k	b
c	l	s	e	d	s	a	i	k
d	e	e	t	a	n	c	d	e
p	l	a	n	t	s	k	l	p

5. Read the story. Then complete it with the sentences below. Add a picture.

קראו את הסיפור. אחר כך השלימו אותו עם המשפטים למטה.
תוסיפו תמונה בתא האחרון.


Mr. L and Mr. M
adapted from a story by Larissa Litvin




This is little Mr. L. He is 83.



This is Mr. M. He isn't little.
He isn't yet 40.



Mr. L likes Mr. M.
Mr. M is kind.



Mr. L is tired. Mr. M isn't tired.



Mr. M slips (מחליק).
The sack rips (נקרע).

There isn't milk in Mr. L's sack.
There aren't red apples

He can help Mr. L.

Mr. L and Mr. M are sad.

They stand, talk and smile.

Mr. M has Mr L's sack. He helps little, tired Mr. L.

He has a sack.

There are splendid (נהדרים) red apples and milk in the sack.

Mr. L yelps (מיללת) as the milk tips.
Mr. M is silent (שקט).