

The English Club for Charedi Boys - Level 21: -y sounds like (ē)

1. Number the sentences according to the story. ממספרו את המשפטים בסדר הנכון לפי הסיפור.

The Rebbe's Happy Baby



- ___ There's a tap, tap.
- ___ The rebbe's baby had his brit mila.
- ___ The rebbe hands all the kids candy.
- ___ The baby smiles many times as he naps.
- ___ All are happy.
- 1 The rebbe had a baby.
- ___ Many kids are there. They said the Shma.
- ___ The kids had candy.

2. -y at the end of a word

γ-בסוף מילה.

a. Write the words under their pictures.

כתבו את המילים מתחת לתמונות שלהן.

_____	_____	_____
_____	_____	_____
_____	_____	_____








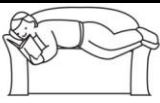





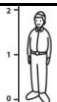











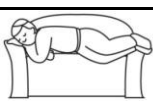












b. Write the words under the correct heading.

כתבו כל המילה תחת לכותרת הנכונה.

γ- בסוף מילה משמיעה את הצליל (ā) ארוכה למילה בעצת הקרה אחת.	γ- בסוף מילה משמיעה את הצליל (ē) ארוכה למילה בעצת שתי הקרות או יותר.
sky	tiny

3. a. Circle the words that rhyme in each line.

הקיפו את המילים המתחרזות בכל שורה.

1				
2				
3				
4	العربية			
5				
6				
7				
8				
9			9	
10				

b. Write the rhyming words.

כתבו את המילים המתחרזות.

1. _____ - _____ 6. _____ - _____

2. _____ - _____ 7. _____ - _____

3. _____ - _____ 8. _____ - _____

4. _____ - _____ 9. _____ - _____

5. _____ - _____ 10. hide - ride

4. a. Unscramble the words.

Then write their meanings in Hebrew.

תפענחו את המילים.
אחר כך כתבו את פרושיהן בעברית.

Word

Meaning

n e t t

a k t l

t s t e

k b c a

b. Find the above words in the puzzle.

מצאו את המילים שפענחת בתשבץ.

p	t	e	n	t	y
b	a	c	k	a	d
i	b	n	i	l	r
y	b	e	i	k	n
a	i	s	c	p	y
r	t	e	s	t	k

c. Complete the sentences using the words
you found.

השלימו את המשפטים. השתמשו במילים
שמצאת.

1. Abba _____s and Shai listens.
2. Netanel cracks his _____.
3. The kids are in the _____.
4. Dan has a _____ in his desk.

5. Read the story using the glossary.

קראו את הספור בעזרת רשימת המילים למטה.

Sticky Benny, Silly Billy, and Baby Peniny

from the story by Zehava Groff

Benny has a sticky candy. He snacks and licks his lips. His lips and hands are sticky. His smile is sticky. He is sticky and happy. He is a small kid.

Silly Billy licks sticky candy. He rides his bike at the track and hides a sticky smile. Benny admires Billy. Billy is a kind kid.

Benny has a small baby sis, Peniny. Peniny spills sticky milk and smiles. Peniny isn't sad, she is happy.

Peniny has a sack. She can carry her sack. The sack has a small ball in it. Peniny likes her small ball.

Benny, Billy, and Peniny all like sticky candy and they smile happy smiles.

sticky -	דביק	spill -	לשפוך
silly -	טיפשי	carry -	לשאת
sis(ter) -	אחות	lips -	שפתיים

Tick the incorrect sentences (6).

סמנו את המשפטים הלא נכונים.

- Benny licks his hands.
- His lips and hands are sticky.
- He is sad.
- Silly Billy hikes in the pines.
- Billy smiles a sticky smile.

- Peniny is Benny's baby sis.
- Peniny licks sticky milk.
- Peniny can't carry her sack.
- Peniny has a kite in her sack.
- Benny, Billy and Peniny are happy!

d. Correct the incorrect sentences.

דו את המשפטים הלא נכונים.

1. _____
2. _____
3. _____
4. _____
5. _____
6. _____