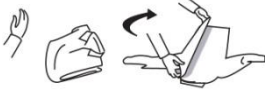













The English Club for Charedi Boys - Level 42
 Target letter combinations:- mis-,dis-,un-, re-

<p>re-: טיפ: re = re- reread = לקרוא שוב</p>	<p>mis-: טיפ: mis = טעות misread = לקרוא עם טעויות</p>
<p>dis-: טיפ: dis = אי dislike = לא אוהב ≠ like אוהב</p>	<p>un-: טיפ: un = ההפך unpack = לארוז ≠ pack ארוז</p>

1. Write the word under its picture. כתבו את המילה מתחת לתמונה.

dislike, behave, mistake, tidy, repack, like,
 unfold, misbehave, like, unpack, untidy, fold

 1. _____	 2. _____	 3. _____
 4. _____	 5. _____	 6. _____
 7. _____	 8. _____	 9. _____
 10. _____	 11. _____	 12. _____


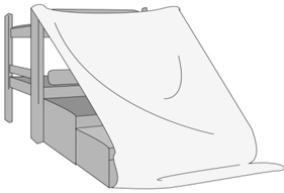




2. Sort these words into groups by their meanings. רשמו את המילים בטבלה בטורים הנכונים.

dress, dislike, re-check, behave, displace, tidy, repack, like, place,
 unfold, misbehave, unpack, untidy, fold, undress, check, pack, replace

Base word מילת בסיס	Positive action חיובי	Negative action שלילה
fold	refold	
	repack	
		misbehave
		displace

3. Choose the sentence that describes the picture.

תסמן את המשפט שמתאר את התמונה.

<p>a.</p> 	<p>b.</p> 
<p>Abba comes back to shut the lights. Abba comes back to tidy up the place.</p>	<p>The kids make a mess in the park. The kids make tents on their bunk bed by hanging blankets.</p>
<p>c.</p> 	<p>d.</p> 
<p>The kids unfold the blankets to make tents with their cousins. The kids misbehave when they make tents.</p>	<p>The kids have fun in class playing with tents. The kids are careful not to fall from the bunk bed.</p>
<p>e.</p> 	<p>f.</p> 
<p>Abba comes to say they must tidy up the blankets and undress for bed. Abba lets the kids go to bed late and play in the tent.</p>	<p>The kids don't replace the blankets in the box. The kids refold and repack the blankets in the box.</p>

4. Write the sentences you chose in the right order.

כתבו את ש משפטים לפי שסדר הנכון.

1. _____
2. _____
3. _____
4. _____
5. _____
6. _____

5. Read the story and answer the questions.

Behave or Misbehave?

The children are in their class. Their rebbe is not in class today. A substitute (מחליף מקום) rebbe comes to class.

The children misbehave. They make the class untidy. They unpack their bags and put the things on the desks. They unfold the coats in the closet and put them on the desks.

The rebbe is unhappy. He dislikes what the children are doing. Suddenly the rebbe has an idea. He says, "Let's play a game. Let's go to the yard (חצר) and play ball. I will throw the ball and ask you things you study. I want to see what you know. Then I will give the children snacks."

The children don't want to make mistakes. They are careful not to misbehave. They behave well in the game. They like snacks and they want to show the rebbe that they know a lot. They play and what they tell the rebbe is right. Then, back in class, the rebbe unpacks some snacks and gives the snacks to the children. The kids don't have time to misbehave.

The rebbe is happy. The kids are happy also. Everyone is happy today.

6. Whom does the sentence describe? מי מתואר במשפט? ציינו את התשובה הנכונה.

Check the correct answer.

		the kids	the substitute rebbe	their rebbe
1.	...isn't in class today.			
2.	... comes to class today.			
3.	...make the class untidy.			
4.	...has an idea.			
5.	...don't want to make mistakes.			
6.	...behave well in the game.			
7.	...unpacks some snacks.			
8.	...gives snacks to the kids.			
9.	...don't have time to misbehave.			
10.	...is/are happy.			