
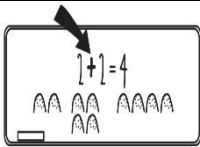
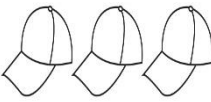






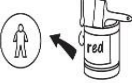




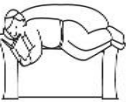
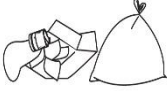

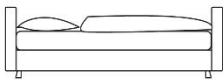

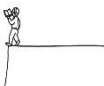






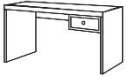


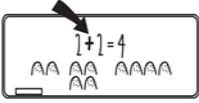


# The English Club for Charedi Boys - Level 9, Target Letter: r

1. Circle EIGHT words that contain the letter "r". הקיפו שמונה מילים שיש בהן את האות "ר".

2. Circle the word that matches the picture.

הקיפו את המילה המתאימה לכל תמונה.

1. 	sad had	6. 	he she
2. 	sit stand	7. 	her his
3. 	bed desk	8. 	tin trash bin
4. 	tent ten	9. 	add spin
5. 	step print	10. 	ran hid

3. Number the sentences in order according to the story - page 39.

למספר את המשפטים בסדר הנכון לפי הסיפור בעמוד 39.

- 1. The trash is in the trash bins. \_\_
- 2. "There can't be trash!" \_\_

- 3. The kids rest. \_\_
- 4. Trash is here and there. \_\_

4. Match the sentences to the pictures. Then write them next to the pictures.

התאימו את המשפטים לתמונות. אחר כך כתבו אותם ליד התמונות.

Find the mistakes in TWO sentences and fix them.

ישנם שני משפטים שיש בהם טעויות שעליכם לתקן.

Abba prints in red.

Abba and the kids are sad.

The kids ran here and there.

Abba and the kids aren't sad.



\_\_\_\_\_

\_\_\_\_\_



\_\_\_\_\_

\_\_\_\_\_



\_\_\_\_\_

\_\_\_\_\_



\_\_\_\_\_

\_\_\_\_\_

5. Write sentences using all the words.

חיברו משפטים.

1. and / kids / at / steps / the / Abba / are / the

Abba \_\_\_\_\_.

2. bad! / risk / It's / Trash / is / a

It's \_\_\_\_\_!

3. rest / and / kids / The / aren't / sad

The \_\_\_\_\_.

4. trash / is / Trash / there / is and / here

Trash \_\_\_\_\_.

5. kids / bend / the / Abba / and

Abba \_\_\_\_\_.