

## The English Club for Charedi Boys - Level 28,

### Target Letter combination: - are

1. Number the sentences according to the story. מספרו את המשפטים בסדר הנכון לפי הסיפור.

#### The Late Scare



- \_\_\_ Saba's lateness scares Ima.
- \_\_\_ The tired kids fell in their beds and slept.
- \_\_\_ Saba parks the car.
1. Saba and the kids aren't back yet.
- \_\_\_ Saba and the kids like the cake and milk.

| 2. Write in Hebrew.                                 | כתבו בעברית. |
|---|--------------|
| 1. It is late. It scares Ima.                       |              |
| 2. Saba is rarely this late.                        |              |
| 3. The kids are tired.                              |              |
| 4. Saba and the kids share the cake.                |              |
| 5. Many, many stars shine in the sky.               |              |
| 6. There isn't any cake left.                       |              |
| 7. Dani and Netanel share a snack.                  |              |
| 8. Ima and Abba prepare cake and milk.              |              |
| 9. Abba smiles at the little kids.                  |              |
| 10. The many stars in the black sky are incredible. |              |

3a. Circle the word in each row that doesn't belong. This word has a different vowel sound.

הקיפו את המילה החריגה בכל שורה.  
למילה הזאת יש צליל אות ניקוד אחר.


1



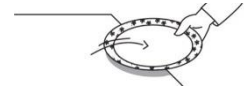
2




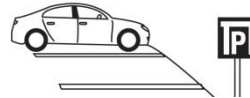
3



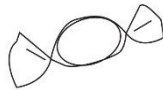
4



5



6



b. Write the 3 words that have the SAME vowel sound.

כתבו את 3 המילים שיש בהן צליל תואם.

1

\_\_\_\_\_

2

\_\_\_\_\_

3

\_\_\_\_\_

4

\_\_\_\_\_

5

\_\_\_\_\_

6

\_\_\_\_\_

4. What is the next sentence?

Match A and B.

In column B there is ONE extra sentence.

מה המשפט הבא? התאימו A ל B

בתור B ישנם משפט אחד מיותר.

A








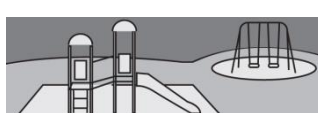








B

















- |  |       |  |
|--|-------|--|
| 1. Itsik sits at his desk.                                   | _____ | a. They take snacks in the car.        |
| 2. They call the baby's bed a "crib."                        | _____ | b. He has many friends.                |
| 3. Saba and the kids pack their backpacks.                   | _____ | c. Their friends ride bikes.           |
| 4. It is late, and Saba and the kids are still at the cliff. | _____ | d. He did his test there.              |
| 5. In the kids' minds.....                                   | _____ | e. She makes caramel and banana cakes. |
| 6. Natan likes his class.                                    | _____ | f. stars shine and flare.              |
| 7. The kids like Ima's cakes.                                | _____ | g. Baby Sara naps in it.               |
|  | _____ | h. It didn't scare Abba.               |

5. **Happy Families Game:** On the next 2 pages are 8 sets of Happy Family cards to cut up and play with.

Each "family" has it's name at the top and 4 cards, each with a word in the family. Play with a friend. Mix the cards and deal 4 cards to each player. Put the rest in a pile, face down. Each player looks at their cards and tries to collect a family of four cards. Take turns asking each other for cards you are missing. Ask your friend, for example, "Do you have 'stare' from the '-are' family?" If he has it, he says "yes" and gives it to you; you get another turn. If not, take a card from the pile. The one with the most families wins.

**משחק רביעות:** בשני העמודים הבאים יש 8 רביעות קלפים למשחק "רביעות" -לגזור ולשחק. לכל רביעה יש שם למעלה וארבעה קלפים, כל קלף עם מילה ממשפחת הרביעה. שחק עם חבר. תערבבו את הכלפים ותחלק ארבע קלפים לכל משתתף. הניחו את היתר עם פנים למטה בערימה באמצע. כל משתתף מסתכל על הקלפים שבידו ומנסה להרכיב רביעה. לפי התור תבקשו אחד מהשני את הקלפים החסרים לך במשפחה. למשל תבקש מהחבר "Do you have 'stare' from the '-are' family?" (האם יש לך המילה stare ממשפחת -are?). אם יש לו את מה שבקשת הוא נותן לך ויש לך תור נוסף. אם אין לו, הוא אומר "No, take a card." (לא, קח קלף מהקופה) וכך אתה עושה. המשתתף שמצליח לאסוף הכי הרבה רביעות- מנצח.

|   |   |  |   |
|---|---|--|---|
| <p style="text-align: right;"><b>-are</b></p> <p><b>care</b><br/>share<br/>prepare<br/>stare</p>       | <p style="text-align: right;"><b>-are</b></p> <p><b>share</b><br/>prepare<br/>stare<br/>care</p>       | <p style="text-align: right;"><b>-are</b></p> <p><b>prepare</b><br/>stare<br/>care<br/>share</p>       | <p style="text-align: right;"><b>-are</b></p> <p><b>stare</b><br/>care<br/>share<br/>prepare</p>       |
| <p style="text-align: right;"><b>ar</b></p> <p><b>car</b><br/>star<br/>party<br/>dark</p>             | <p style="text-align: right;"><b>ar</b></p> <p><b>star</b><br/>party<br/>dark<br/>car</p>             | <p style="text-align: right;"><b>ar</b></p> <p><b>party</b><br/>dark<br/>car<br/>star</p>             | <p style="text-align: right;"><b>ar</b></p> <p><b>dark</b><br/>car<br/>star<br/>party</p>             |
| <p style="text-align: right;"><b>-a_e</b></p> <p><b>cake</b><br/>name<br/>ate<br/>safe</p>           | <p style="text-align: right;"><b>-a_e</b></p> <p><b>name</b><br/>ate<br/>safe<br/>cake</p>           | <p style="text-align: right;"><b>-a_e</b></p> <p><b>ate</b><br/>safe<br/>cake<br/>name</p>           | <p style="text-align: right;"><b>-a_e</b></p> <p><b>safe</b><br/>cake<br/>name<br/>ate</p>           |
| <p style="text-align: right;"><b>-ies</b></p> <p><b>babies</b><br/>families<br/>flies<br/>cries</p>  | <p style="text-align: right;"><b>-ies</b></p> <p><b>families</b><br/>flies<br/>cries<br/>babies</p>  | <p style="text-align: right;"><b>-ies</b></p> <p><b>flies</b><br/>cries<br/>babies<br/>families</p>  | <p style="text-align: right;"><b>-ies</b></p> <p><b>cries</b><br/>babies<br/>families<br/>flies</p>  |

|  |  |  |  |
|--|--|--|--|
| <p style="text-align: right;"><b>-es</b></p> <p><b>classes</b><br/>passes<br/>misses<br/>kisses</p>             | <p style="text-align: right;"><b>-es</b></p> <p><b>passes</b><br/>misses<br/>kisses<br/>classes</p>             | <p style="text-align: right;"><b>-es</b></p> <p><b>misses</b><br/>kisses<br/>classes<br/>passes</p>              | <p style="text-align: right;"><b>-es</b></p> <p><b>kisses</b><br/>classes<br/>passes<br/>misses</p>             |
| <p style="text-align: right;"><b>-less</b></p> <p><b>endless</b><br/>careless<br/>bikeless<br/>friendless</p>  | <p style="text-align: right;"><b>-less</b></p> <p><b>careless</b><br/>bikeless<br/>friendless<br/>endless</p>  | <p style="text-align: right;"><b>-less</b></p> <p><b>bikeless</b><br/>friendless<br/>endless<br/>careless</p>  | <p style="text-align: right;"><b>-less</b></p> <p><b>friendless</b><br/>endless<br/>careless<br/>bikeless</p>  |
| <p style="text-align: right;"><b>-ly</b></p> <p><b>finally</b><br/>happily<br/>friendly<br/>sadly</p>         | <p style="text-align: right;"><b>-ly</b></p> <p><b>happily</b><br/>friendly<br/>sadly<br/>finally</p>         | <p style="text-align: right;"><b>-ly</b></p> <p><b>friendly</b><br/>sadly<br/>finally<br/>happily</p>          | <p style="text-align: right;"><b>-ly</b></p> <p><b>sadly</b><br/>finally<br/>happily<br/>friendly</p>         |
| <p style="text-align: right;"><b>-ss</b></p> <p><b>class</b><br/>mess<br/>bless<br/>miss</p>                  | <p style="text-align: right;"><b>-ss</b></p> <p><b>mess</b><br/>bless<br/>miss<br/>class</p>                  | <p style="text-align: right;"><b>-ss</b></p> <p><b>bless</b><br/>miss<br/>class<br/>mess</p>                   | <p style="text-align: right;"><b>-ss</b></p> <p><b>miss</b><br/>class<br/>mess<br/>bless</p>                  |